

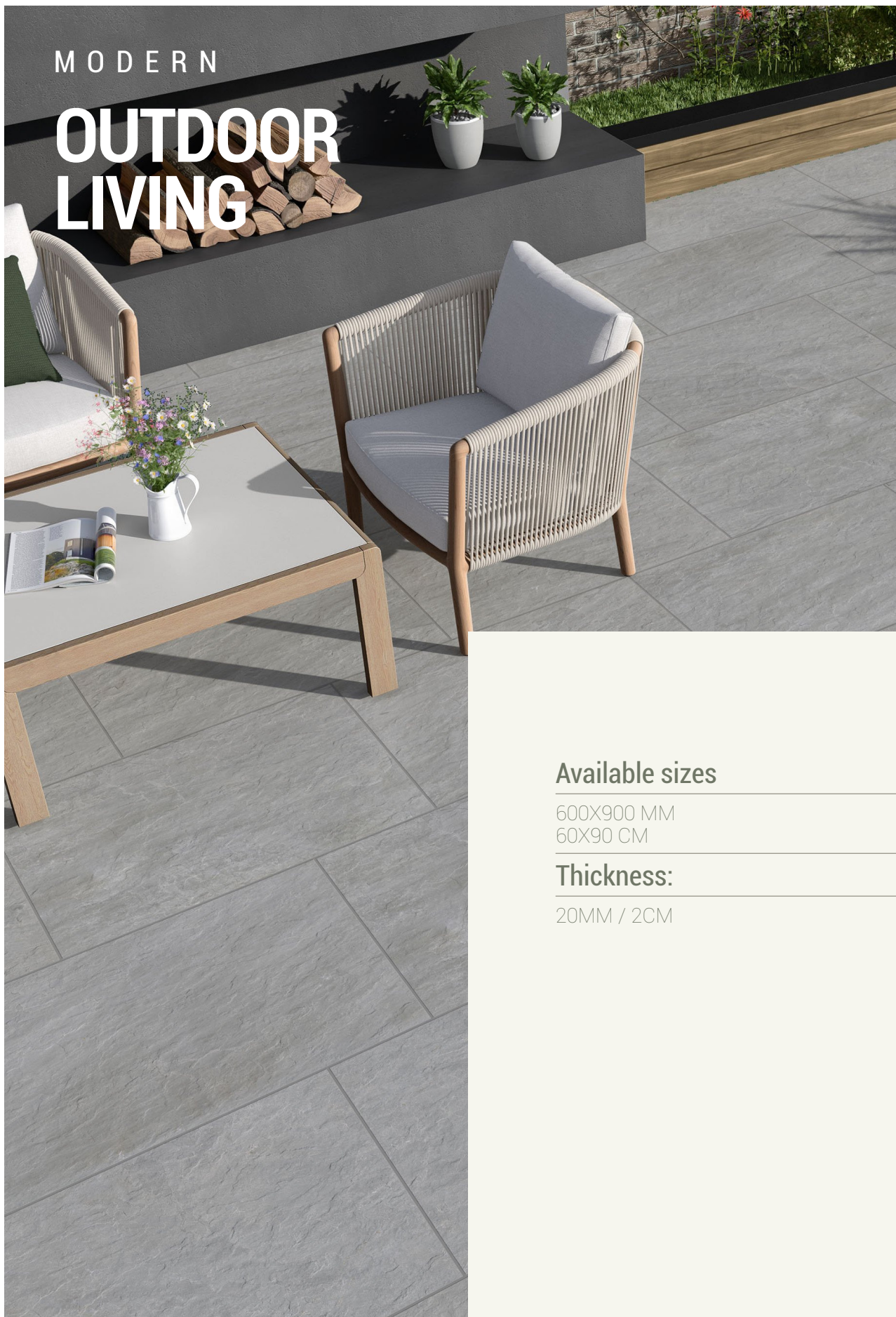
# PORCELAIN

## CATALOG

[WWW.MPGSTONE.CO.UK](http://WWW.MPGSTONE.CO.UK)

MODERN

# OUTDOOR LIVING



## Available sizes

---


600X900 MM  
60X90 CM

---

## Thickness:

---

20MM / 2CM



# TRANSFORM YOUR OUTDOOR INTO A LIVING ART PIECE WITH MPG STONE

At MPG Stone, we don't just supply stone, we help you shape timeless spaces. With deep roots in craftsmanship and a global footprint in natural and engineered stone, MPG Stone is where tradition meets innovation.

We are one of the highest suppliers of Outdoor porcelain tiles, bricks, cobblestone, Granite slabs, limestone, slatestone, sandstone, wall cladding, and more. Our extensive product range includes a wide variety of colors, shapes, and sizes, available in formats such as tiles, slabs, flagstones, mosaics, borders, and countertops. From elegant sandstone patios to sleek porcelain tiles and rustic wall cladding, our materials are sourced, processed, and finished to meet the highest standards. MPG Stone is continuously growing and expanding with the ever-changing tastes and trends in the stone industry.

MPG Stone aims to lead globally as a natural stone supplier by delivering premium quality products. We aim to lead by delivering high-quality products and

honoring our commitments based largely on integrity and responsibility towards society. We as a team are dedicated to offering revolutionary changes and success by adhering to high-performance standards.

Our vision is to create strong values for society through our products and services. We ensure to always focus on efficiency, accuracy, and professionalism. Our core vision is to operate with integrity, honesty, and respect to achieve our long-term goals.

We ensure to prioritize integrity, transparency, and ethical business practices. Every stone we source and every decision we make is guided by proper ethics, care for the environment, and respect for the society we serve.

REDEFINING  
OUTDOOR LIVING





# PORCELAIN PAVING : EFFORTLESS STYLE, ENDUR- ING QUALITY

## EFFORTLESS STYLE, ENDURING QUALITY

Welcome to the world of low-maintenance luxury. At MPG Stone, we hand-select only the finest outdoor porcelain paving to bring you a collection that excels in both form and function. Designed specifically for the demands of the UK climate, our 20mm vitrified porcelain slabs offer the perfect blend of contemporary style and uncompromising durability. Say goodbye to fading, sealing, and constant cleaning, and hello to an outdoor space you can simply enjoy.

# SMOKE GREY

SIZE: 600X900MM  
THICKNESS: 20MM



## About This Porcelain

Smoke Grey Porcelain is a sophisticated tile choice, often featuring subtle grey tones that mimic the elegant look of natural stone or concrete. This durable, vitrified material is known for its low porosity, making it highly resistant to stains, frost, and water absorption. It provides a contemporary, modern aesthetic ideal for both indoor and outdoor spaces like patios, floors, and walls. Key features include high strength, minimal maintenance, and often a slip-resistant finish, ensuring long-lasting style and practicality.



Color variation



Anti Slip



20mm Thickness



Eco Friendly



Low Maintenance



Absorption Resistance



Heat & frost Resistance



Highly Durable



SMOKE GREY

# STORM GREY

SIZE: 600X900MM  
THICKNESS: 20MM



## About This Porcelain

Storm Grey Porcelain is a durable, contemporary tile known for its sophisticated grey color, often featuring subtle veining or a concrete-look finish. This premium porcelain typically offers high performance characteristics, including resistance to frost, stains, and slips, making it suitable for both indoor and outdoor applications like patios, floors, and walls. Its neutral, elegant tone provides a stylish and long-lasting surface that complements various design aesthetics.



Color variation



Anti Slip



20mm Thickness



Eco Friendly



Low Maintenance



Absorption Resistance



Heat & frost Resistance



Highly Durable



STORM GREY

# STORM BEIGE

SIZE: 600X900MM  
THICKNESS: 20MM



## About This Porcelain

Storm Beige porcelain is a durable, versatile tile known for its sophisticated and calming aesthetic, often featuring a stone or slate look. The color is typically a delicate cream or light beige, sometimes with subtle, balanced veining or cloud patterns that mimic natural materials like travertine or quartzite. It is commonly a matte-finish, color-body porcelain, suitable for both interior and exterior use on floors and walls due to its low porosity and resistance to wear. It's chosen to impart warmth and essential elegance to a space.



Color variation



Anti Slip



20mm Thickness



Eco Friendly



Low Maintenance



Absorption Resistance



Heat & frost Resistance




Highly Durable



STORM BEIGE

# COPPER SLATE

SIZE: 600X900MM  
THICKNESS: 20MM



## About This Porcelain

Copper Slate Porcelain is a durable tile that beautifully replicates the natural, textured look of slate stone, often featuring a blend of rich copper, rust, brown, and gray hues. As a porcelain product, it offers significant advantages over natural slate, including high durability, being virtually non-porous (making it stain and moisture resistant), and requiring low maintenance as it doesn't need sealing. It is commonly used for both indoor and outdoor flooring and paving due to its strength, frost resistance, and anti-slip properties.



Color variation



Anti Slip



20mm Thickness



Eco Friendly



Low Maintenance



Absorption Resistance



Heat & frost Resistance




Highly Durable



COPPER SLATE

# LARSEN BRONZE

SIZE: 600X900MM  
THICKNESS: 20MM



## About This Porcelain

Larsen Bronze is a type of porcelain tile, often used for exterior paving. It typically features a sophisticated, textured look, sometimes mimicking limestone or a grey-brown concrete appearance. This durable porcelain is valued for its hard-wearing, low-porosity properties, making it frost-resistant and low-maintenance. It is often available in larger formats, such as 600x900mm slabs, suitable for creating elegant and contemporary outdoor patios and pathways.



Color variation



Anti Slip



20mm Thickness



Eco Friendly



Low Maintenance



Absorption Resistance



Heat & frost Resistance




Highly Durable



LARSEN BRONZE

# COTTA CREMA

SIZE: 600X900MM  
THICKNESS: 20MM



## About This Porcelain

"Cotta Crema" porcelain is a style of durable ceramic tile, often featuring warm, cream or light-toned hues. It commonly offers a terracotta or natural stone look with a sophisticated, earthy aesthetic



Color variation



Anti Slip



20mm Thickness



Eco Friendly



Low Maintenance



Absorption Resistance



Heat & frost Resistance



Highly Durable



COTTA CREAMA

# CROSS OVER WHITE

SIZE: 600X900MM  
THICKNESS: 20MM



## About This Porcelain

A crossover (or CUV) is a versatile vehicle that essentially blends the traits of a passenger car with an SUV. It is built on a car's unibody platform, which gives it a more comfortable ride and better fuel efficiency compared to a traditional SUV's truck-based, body-on-frame construction.



Color variation



Anti Slip



20mm Thickness



Eco Friendly



Low Maintenance



Absorption Resistance



Heat & frost Resistance




Highly Durable



CRAOSSOVER WHITE

# SLATE IMPERIO

SIZE: 600X900MM  
THICKNESS: 20MM



## About This Porcelain

Slate Imperio is a popular range of high-quality porcelain paving and tiles, often used for both indoor and outdoor flooring, such as patios. It is typically a durable, vitrified, and rectified product designed to mimic the natural, rustic appearance of slate stone.



Color variation



Anti Slip



20mm Thickness



Eco Friendly



Low Maintenance



Absorption Resistance



Heat & frost Resistance



Highly Durable



SLATE IMPERIO

# GETAFE GREY

SIZE: 600X900MM  
THICKNESS: 20MM



## About This Porcelain

Getafe Grey is a premium porcelain tile, often used for exterior paving. It features an earthy, light grey shade, typically with subtle lighter veining or darker flecks, mimicking the look of natural stone. Key features include high durability, frost-proof construction, and a low-maintenance, anti-slip (R11 rated) surface, making it ideal for patios, walkways, and areas around swimming pools



Color variation



Anti Slip



20mm Thickness



Eco Friendly



Low Maintenance



Absorption Resistance



Heat & frost Resistance



Highly Durable



GETAFE GREY

# GETAFE BEIGE

SIZE: 600X900MM  
THICKNESS: 20MM



## About This Porcelain

Getafe Beige Porcelain is a versatile and elegant paving option, popular for outdoor spaces like patios and pathways. This vitrified tile features warm, soft beige tones and subtle stone-effect detailing, creating a welcoming and timeless finish. Known for its exceptional durability and low maintenance, it is also highly practical. The tiles typically have an R11 anti-slip rating, ensuring safety even when wet, and their non-porous nature prevents moss and algae buildup, making them an excellent, long-lasting choice for sophisticated landscaping projects.



Color variation



Anti Slip



20mm Thickness



Eco Friendly



Low Maintenance



Absorption Resistance



Heat & frost Resistance




Highly Durable



GETAFE BEIGE

# GETAFE NERO

SIZE: 600X900MM  
THICKNESS: 20MM



## About This Porcelain

Getafe Nero is a bold, contemporary porcelain tile, typically used for exterior paving. It features deep black, charcoal, or dark grey tones and often has a subtle textured, anti-slip (R11) finish, mimicking the look of natural black stone. Being vitrified porcelain, it is highly durable, frost-resistant, non-porous, and scratch-resistant, making it a low-maintenance choice for patios, paths, and commercial outdoor areas.



Color variation



Anti Slip



20mm Thickness



Eco Friendly



Low Maintenance



Absorption Resistance



Heat & frost Resistance




Highly Durable



GETAFE NERO

# CROSSOVER GREY

SIZE: 600X900MM  
THICKNESS: 20MM



## About This Porcelain

Crossover Grey Porcelain is a contemporary tile collection, often featuring stone-inspired markings and a sophisticated blend of pale and darker grey tones with streaks of white. It's known for its elegance and versatility, suitable for both indoor and outdoor spaces like patios and pathways. The durable porcelain material is typically low-maintenance, frost-resistant, and boasts excellent anti-slip properties, making it a safe and stylish choice.



Color variation



Anti Slip



20mm Thickness



Eco Friendly



Low Maintenance



Absorption Resistance



Heat & frost Resistance



Highly Durable



CROSSOVER GREY

# ANTHRACITE GREY

SIZE: 600X900MM  
THICKNESS: 20MM



## About This Porcelain

Anthracite Grey Porcelain offers a sleek, sophisticated, and dark grey tone, often resembling slate or charcoal. This durable, low-maintenance tile is a popular choice for both contemporary interior floors and hard-wearing exterior paving. Key features include high strength, R11 slip-resistance, and resistance to frost, stains, and fading, providing a long-lasting, elegant finish



Color variation



Anti Slip



20mm Thickness



Eco Friendly



Low Maintenance



Absorption Resistance



Heat & frost Resistance



Highly Durable



ANTHRACITE GREY

# QUARTZ GREY

SIZE: 600X900MM  
THICKNESS: 20MM



## About This Porcelain

Quartz Grey Porcelain offers a contemporary, mid-grey aesthetic often featuring a subtle stone or swirl texture. Highly durable and low-maintenance, this non-porous tile resists stains, moss, and algae buildup. It's frost-proof and boasts an excellent anti-slip rating (R11), making it an ideal, safe choice for modern indoor and outdoor spaces like patios, pathways, and driveways. Its sleek, rectified edges deliver a clean, sophisticated look.



Color variation



Anti Slip



20mm Thickness



Eco Friendly



Low Maintenance



Absorption Resistance



Heat & frost Resistance



Highly Durable



QUARTZ GREY

# HAMMERSTONE GREY

SIZE: 600X900MM

THICKNESS: 20MM



## About This Porcelain

Hammerstone Grey Porcelain features a classic, subtle grey tone with a textured, stone-effect surface, offering a modern and elegant look. As a durable, vitrified tile, it is perfect for both indoor and demanding outdoor spaces like patios, thanks to its exceptional strength and 20mm thickness. Key benefits include high slip-resistance (R11), low maintenance, and resistance to frost, stains, mold, and moss.



Color variation



Anti Slip



20mm Thickness



Eco Friendly



Low Maintenance



Absorption Resistance



Heat & frost Resistance



Highly Durable



HAMMERSTONE GREY

# KANDLA GREY

SIZE: 600X900MM  
THICKNESS: 20MM



## About This Porcelain

Kandla Grey Porcelain is a highly durable outdoor paving that authentically replicates the look of natural Kandla Grey Sandstone. It features beautiful varying grey tones, providing a sophisticated and modern aesthetic for patios and pathways. Key benefits include superior strength, an R11 anti-slip surface for safety, and extremely low maintenance due to its resistance to frost, stains, and fading.



Color variation



Anti Slip



20mm Thickness



Eco Friendly



Low Maintenance



Absorption Resistance



Heat & frost Resistance



Highly Durable



KANDLA GREY

# ABBHEY PORCELAIN

SIZE: 600X900MM  
THICKNESS: 20MM



## About This Porcelain

Abbey Porcelain Paving is a durable, low-maintenance man-made material popular for patios and walkways. It's vitrified at high temperatures, resulting in a dense, non-porous, and hard surface.



Color variation



Anti Slip



20mm Thickness



Eco Friendly



Low Maintenance



Absorption Resistance



Heat & frost Resistance




Highly Durable



ABBEY PORCELAIN

# EARTHCORE GREY

SIZE: 600X900MM  
THICKNESS: 20MM



## About This Porcelain

Earthcore Grey porcelain paving features contemporary mid to dark grey tones, often with subtle white waves, offering a sleek and modern aesthetic. This vitrified, non-porous material is highly durable, frost-resistant, and requires minimal maintenance, making it an excellent, low-slip (R11 rating) choice for sophisticated outdoor areas like patios and pathways.



Color variation



Anti Slip



20mm Thickness



Eco Friendly



Low Maintenance



Absorption Resistance



Heat & frost Resistance



Highly Durable



EARTH CORE GREY

# COUNTY GRIS

SIZE: 600X900MM  
THICKNESS: 20MM



## About This Porcelain

County Gris is a premium porcelain tile featuring deep anthracite/dark grey tones and a subtle, striated pattern that mimics natural slate or stone. It offers a contemporary, sophisticated look, perfect for modern outdoor and indoor spaces. Highly durable, it is low-maintenance, stain-resistant, frost-proof, and has an R11 anti-slip rating, making it an excellent, long-lasting paving solution.



Color variation



Anti Slip



20mm Thickness



Eco Friendly



Low Maintenance



Absorption Resistance



Heat & frost Resistance



Highly Durable



COUNTY GRIS

# HIMALYAN WHITE

SIZE: 600X900MM  
THICKNESS: 20MM



## About This Porcelain

Himalayan White Porcelain is a durable, outdoor-grade paving tile known for its pristine white to creamy hue and subtle grey shading, often resembling natural stone. It's highly valued for its exceptional toughness, R11 anti-slip rating, and low maintenance. This vitrified porcelain is resistant to frost, stains, scratches, and moss, making it a popular choice for patios and outdoor areas.



Color variation



Anti Slip



20mm Thickness



Eco Friendly



Low Maintenance



Absorption Resistance



Heat & frost Resistance



Highly Durable



HIMALAYAN WHITE

# BRAZILIAN BLACK

SIZE: 600X900MM  
THICKNESS: 20MM



## About This Porcelain

Brazilian Black Porcelain Paving is a deep, dark variety often replicating the look of natural Brazilian black slate. It's highly sought after for its elegance and strength in both indoor and outdoor applications. This vitrified, non-porous material is known for exceptional durability, low maintenance, and excellent slip resistance, making it ideal for patios and high-traffic areas.



Color variation



Anti Slip



20mm Thickness



Eco Friendly



Low Maintenance



Absorption Resistance



Heat & frost Resistance



Highly Durable



BRAZILIAN BLACK

# QUARTZ WHITE

SIZE: 600X900MM  
THICKNESS: 20MM



## About This Porcelain

Quartz White porcelain is a durable, low-maintenance tile with a bright white base, often featuring subtle grey veining or a natural stone look. It is non-porous, making it highly resistant to stains, moss, and algae, and typically boasts an R11 anti-slip rating. Due to its resistance to frost, chemicals, and general wear, it is an excellent choice for both interior flooring and exterior paving applications like patios and walkways.



Color variation



Anti Slip



20mm Thickness



Eco Friendly



Low Maintenance



Absorption Resistance



Heat & frost Resistance



Highly Durable



QUARTZ WHITE

# BRAZILIAN GREY

SIZE: 600X900MM  
THICKNESS: 20MM



## About This Porcelain

Brazilian grey porcelain is a popular, durable tile often used for both indoor and outdoor flooring, especially for patios and paths. It typically replicates the sleek, textured appearance of natural Brazilian slate while offering the practical benefits of porcelain. These benefits include being low-maintenance, non-porous, and highly resistant to frost, fading, and stains, often with an R11 anti-slip rating for safety. The grey tones lend a sophisticated, modern aesthetic.



Color variation



Anti Slip



20mm Thickness



Eco Friendly



Low Maintenance



Absorption Resistance



Heat & frost Resistance



Highly Durable



BRAZILIAN GREY

# COUNTY CREMA

SIZE: 600X900MM  
THICKNESS: 20MM



## About This Porcelain

County Crema porcelain is a durable, low-maintenance outdoor paving material known for its elegant blend of soothing beige and cream tones, often featuring subtle veining. It is a vitrified, non-porous tile, making it highly resistant to stains, frost, and the growth of moss or algae. With an R11 anti-slip rating, it provides a safe, textured surface for patios, pathways, and other external areas. This paving offers a modern, sophisticated natural stone look.



Color variation



Anti Slip



20mm Thickness



Eco Friendly



Low Maintenance



Absorption Resistance



Heat & frost Resistance




Highly Durable



COUNTY CREMA

# BASALT NERO

SIZE: 600X900MM  
THICKNESS: 20MM



## About This Porcelain

Basalt Nero porcelain is a sophisticated, dark-colored tile that replicates the deep, fine-pitted look of natural basalt stone. Its black or charcoal tone offers a contemporary and elegant aesthetic. Highly durable, this glazed vitrified porcelain is often used for both interior and exterior flooring and walls, providing excellent slip, frost, and chemical resistance with minimal maintenance.



Color variation



Anti Slip



20mm Thickness



Eco Friendly



Low Maintenance



Absorption Resistance



Heat & frost Resistance




Highly Durable



BASALT NERO

# ROUGH BRUNO

SIZE: 600X900MM  
THICKNESS: 20MM



## About This Porcelain

Rough Bruno is a durable, vitrified porcelain paving, typically used for outdoor spaces like patios. It features a rustic, textured stone effect with a blend of brown and grey tones, creating a warm aesthetic. Its non-porous nature makes it resistant to moss, mould, and staining, and it has an R11 anti-slip rating, offering a low-maintenance and safe external flooring solution.



Color variation



Anti Slip



20mm Thickness



Eco Friendly



Low Maintenance



Absorption Resistance



Heat & frost Resistance



Highly Durable



ROUGH BRUNO

# HAMMERSTONE BEIGE

SIZE: 600X900MM

THICKNESS: 20MM



## About This Porcelain

Hammerstone Beige is a durable porcelain tile or paving with a realistic natural stone look and warm beige to cream tones. It features a textured, often riven, anti-slip (R11) finish, making it ideal for outdoor use like patios. This low-maintenance material is non-porous, frost-resistant, and won't fade or require sealing, offering a long-lasting, elegant surface.



Color variation



Anti Slip



20mm Thickness



Eco Friendly



Low Maintenance



Absorption Resistance



Heat & frost Resistance



Highly Durable



HAMMERSTONE BEIGE

# RAJ GREEN

SIZE: 600X900MM  
THICKNESS: 20MM



## About This Porcelain

Raj Green porcelain is a durable outdoor paving that replicates the highly popular Indian Raj Green sandstone. It features a varied blend of earthy green, brown, and subtle grey hues for a natural, traditional look. As a porcelain product, it is non-porous, stain-resistant, frost-resistant, and low-maintenance.



Color variation



Anti Slip



20mm Thickness



Eco Friendly



Low Maintenance



Absorption Resistance



Heat & frost Resistance



Highly Durable



RAJ GREEN

# STATUARIO

SIZE: 600X900MM  
THICKNESS: 20MM



## About This Porcelain

Statuario porcelain replicates the luxurious, striking look of natural Italian Statuario marble. It features a brilliant white background with distinctive, typically grey, veining. As a porcelain tile, it offers superior durability, low water absorption, and resistance to scratches and stains, making it a low-maintenance, cost-effective alternative to genuine marble for floors, walls, and countertops.



Color variation



Anti Slip



20mm Thickness



Eco Friendly



Low Maintenance



Absorption Resistance



Heat & frost Resistance



Highly Durable




STATUARIO

# DIJON LIMESTONE GREY

SIZE: 600X900MM

THICKNESS: 20MM



## About This Porcelain

The Dijon Limestone Grey Porcelain tile replicates the subtle beige-to-grey tones and natural markings, like fossils and veining, found in genuine Dijon limestone. This durable, low-maintenance porcelain offers the classic, elegant look of natural stone without the need for sealing. Its hardwearing, slip-resistant properties make it ideal for both indoor floors (kitchens, bathrooms) and outdoor patios.



Color variation



Anti Slip



20mm Thickness



Eco Friendly



Low Maintenance



Absorption Resistance



Heat & frost Resistance



Highly Durable



DIJON LIMESTONE GREY

# DIJON LIMESTONE BEIGE

SIZE: 600X900MM  
THICKNESS: 20MM



## About This Porcelain

Dijon Limestone Beige Porcelain captures the warm, subtle elegance of natural Dijon limestone. This durable porcelain faithfully replicates the stone's characteristic beige hues, faint fossils, and veining. Offering the practical benefits of porcelain—low maintenance and high resistance to staining and water—it is an ideal, versatile choice for creating a timeless, earthy aesthetic both indoors and out.



Color variation



Anti Slip



20mm Thickness



Eco Friendly



Low Maintenance



Absorption Resistance



Heat & frost Resistance



Highly Durable



DIJON LIMESTONE BEIGE

# HAZZLE STONE BEIGE

SIZE: 600X900MM  
THICKNESS: 20MM



## About This Porcelain

Hazzle Stone Beige porcelain (or Hazle/Hazlestone) is a durable, low-maintenance tile, often designed as an outdoor paver. It features soft beige and cream tones with a natural, stone-effect finish. Typically 20mm thick, it is popular for patios and gardens due to its high anti-slip (R11) and weather-resistant properties, offering an elegant, modern aesthetic.



Color variation



Anti Slip



20mm Thickness



Eco Friendly



Low Maintenance



Absorption Resistance



Heat & frost Resistance



Highly Durable



HAZZLE STONE BEIGE



# PORCELAIN

COLLECTION

## Contact Us

Phone: 441394336121

Email: [sales@mpgstone.co.uk](mailto:sales@mpgstone.co.uk)

Address: MPG Stone, Eling Wharf, Southampton SO40 4TE, United Kingdom

[WWW.MPGSTONE.CO.UK](http://WWW.MPGSTONE.CO.UK)